

MATHEMATICS

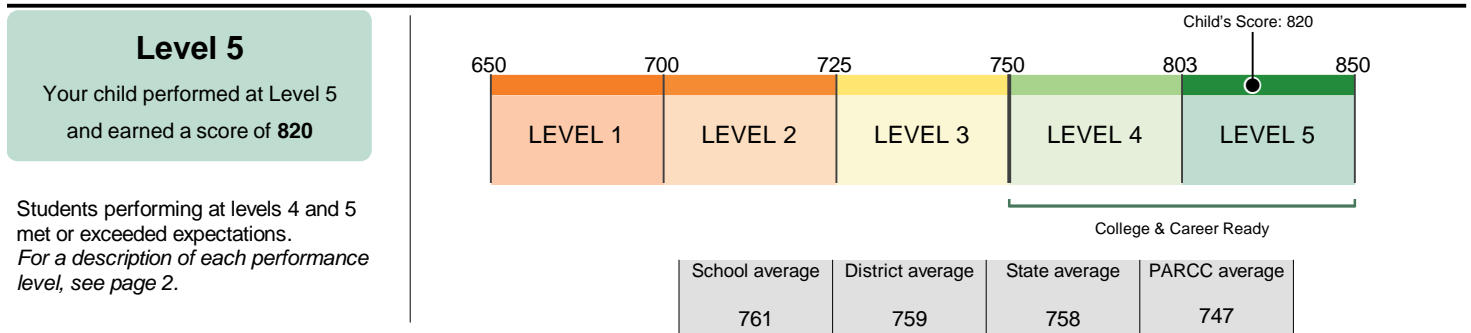
Algebra II Assessment Report, 2014–2015

This report provides information about how your child performed on the PARCC mathematics assessment. It shows whether your child met grade-level expectations and if your child is on track for college and careers.

This test is just one measure of how well your child is performing academically. Other information, such as grades, teacher feedback and scores on other tests will help determine your child's academic strengths and needs.


To learn more about the test, and to view sample questions and practice tests, visit understandthescore.org.

MATHEMATICS PERFORMANCE




ADDITIONAL INFORMATION ABOUT YOUR CHILD'S MATHEMATICS SCORE

MAJOR CONTENT

 In this area, your child did as well as or better than students who met the expectations.

Students meet expectations by solving problems involving rational exponents, writing and interpreting algebraic expressions, rational and radical equations, graphs of functions, creating linear, quadratic, and exponential functions, and making inferences and justifying conclusions from data.

EXPRESSING MATHEMATICAL REASONING

 In this area, your child did as well as or better than students who met the expectations.


Students meet expectations by creating and justifying logical mathematical solutions and analyzing and correcting the reasoning of others.

ADDITIONAL & SUPPORTING CONTENT

 In this area, your child did almost as well as students who met the expectations.

Students meet expectations by solving problems involving the complex number system, rational expressions and functions, systems of equations, trigonometric functions, interpreting data, and probability.


MODELING & APPLICATION


 In this area, your child did as well as or better than students who met the expectations.


Students meet expectations by solving real-world problems, representing and solving problems with symbols, reasoning quantitatively and strategically using appropriate tools.

For a list of the major and additional content at each grade level, see parcconline.org/math.


LEGEND

 Below Expectations

 Nearly Meets Expectations

 Meets or Exceeds Expectations

To see selected questions from the test, visit understandthescore.org.



MATHEMATICS

Algebra II Assessment Report, 2014–2015

HOW CAN I USE THIS REPORT TO HELP MY CHILD?

Use the report to start a discussion with your child's teacher(s) about his/her academic strengths and areas for improvement. You could ask:

- What can we do at home, in class and at school to help continue building my child's knowledge and skills in areas where he/she exceeds the expectations?
- What can we do at home, in class and at school to help support my child, where the expectations of the grade level were not met?

What are the PARCC tests? The tests measure how well students have learned grade-level material in English language arts/literacy and mathematics. Students who meet or exceed expectations are on track for the next grade level and, ultimately, for college and careers. The tests include questions that measure your child's fundamental skills and knowledge, and require students to think critically, solve problems and support or explain their answers. The test is one of several ways to help parents and teachers understand how well children are learning.

What do the performance levels mean? The performance levels listed below describe how well students met the academic expectations for their grade level.

- Level 1: Did not yet meet expectations
- Level 2: Partially met expectations
- Level 3: Approached expectations
- Level 4: Met expectations
- Level 5: Exceeded expectations

How do the test scores this year compare to those in past years? The knowledge and skills tested this year are different - and in some cases more rigorous - than in the past. If your child's score is different than you expected, meet with your child's teacher to understand what that means and how you can help your child improve his or her performance.

How will my child's school use the test results? Results from the test give your child's teacher information about his/her academic performance. The results also give your school and school district important information to make improvements to the education program and to teaching.

How can I use the mathematics scores? The best way to make sense of these scores is to compare them to the average for students who met the expectations and the average for students in your child's school, district, and state. Also, look at the information below the scores. How is your child doing in each area of mathematics? Ask your child's teacher how you can give your child more opportunities to be challenged and how you can support his/her academic needs.

Probable range. The probable range in the score on this test is plus or minus 3 points. This is the amount of change that would be expected in your child's score if he/she were to take the test many times. Small differences in scores should not be over interpreted.

For information and resources, including sample PARCC test questions and the PTA's Guide to Student Success, visit understandthescore.org.