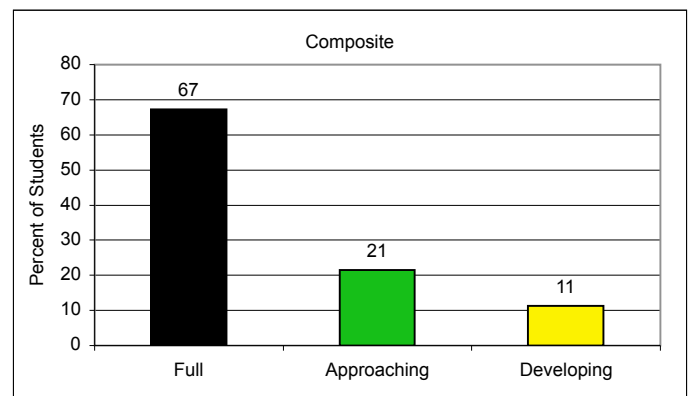
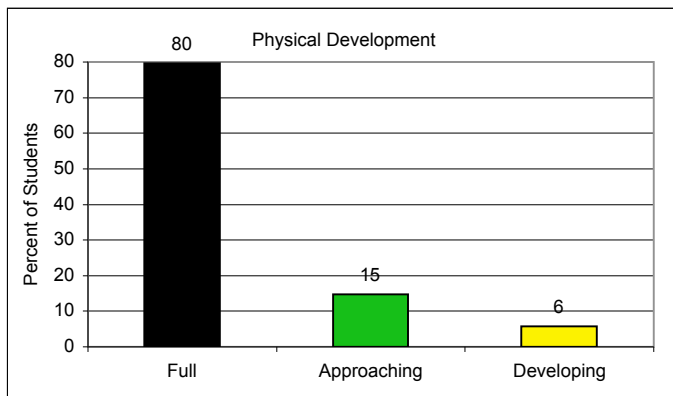
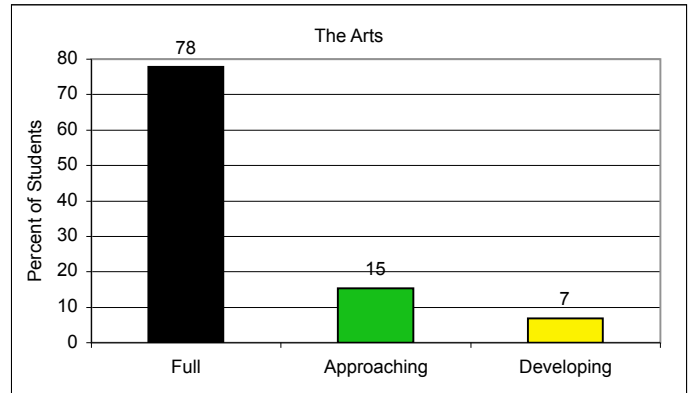
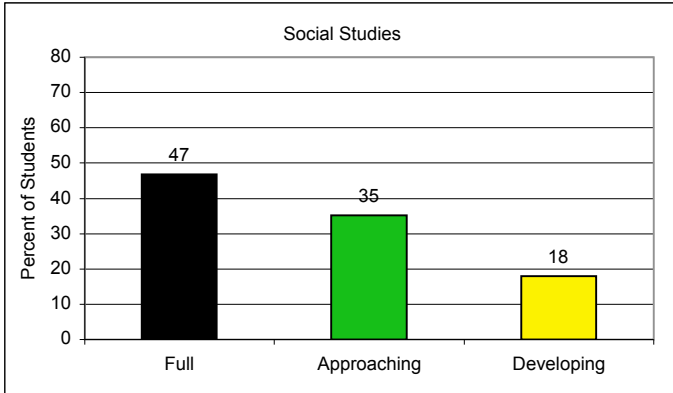
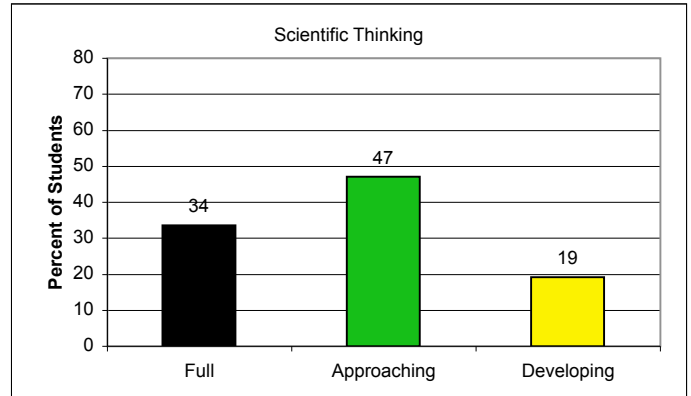
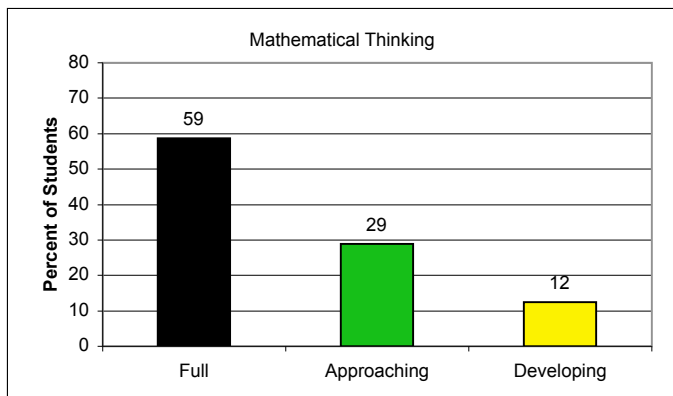
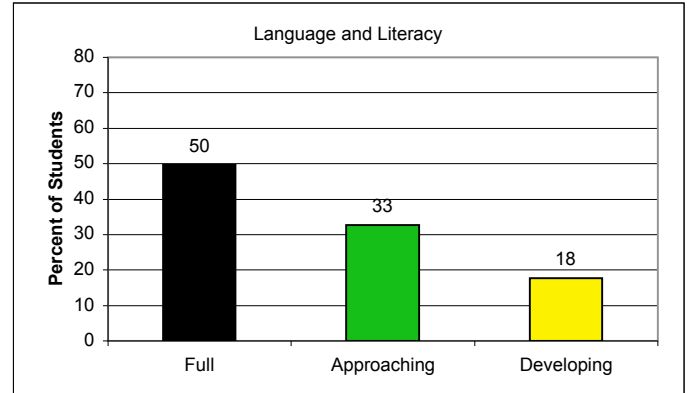
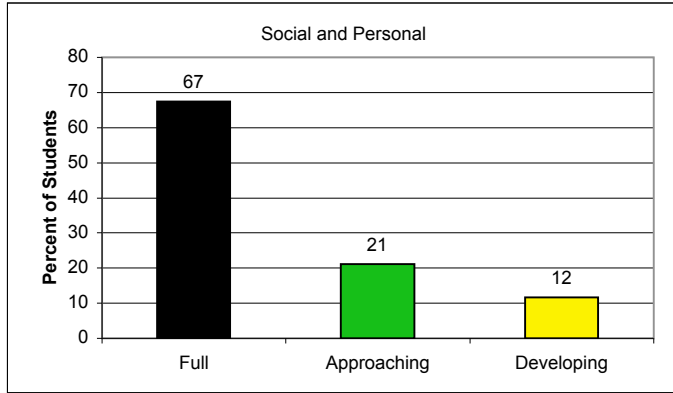


Somerset County - Percentage of Kindergarten Students



Somerset County - Percentage of Kindergarten Students

	Social and Personal			Language and Literacy			Mathematical Thinking			Scientific Thinking			Social Studies			The Arts			Physical Development			Composite			
	Full	Approaching	Developing	Full	Approaching	Developing	Full	Approaching	Developing	Full	Approaching	Developing	Full	Approaching	Developing	Full	Approaching	Developing	Full	Approaching	Developing	Full	Approaching	Developing	
Race/Ethnicity																									
American Indian/Alaskan Native	*	*	*	*	*	*	*	*	*	*	*	*	*	*	*	*	*	*	*	*	*	*	*	*	*
Asian/Pacific Islander	*	*	*	*	*	*	*	*	*	*	*	*	*	*	*	*	*	*	*	*	*	*	*	*	*
African American	56	27	16	38	40	22	54	30	16	31	47	22	38	38	24	73	16	11	74	19	7	56	29	16	
White	77	15	8	64	22	13	64	26	9	37	46	17	57	31	13	80	16	3	83	13	5	74	18	9	
Hispanic	88	13	0	11	67	22	56	33	11	11	78	11	13	75	13	89	11	0	89	0	11	100	0	0	
Gender																									
Male	61	23	16	49	31	20	52	33	15	31	48	21	44	38	19	74	16	10	76	15	9	61	28	11	
Female	74	19	7	50	35	15	66	24	10	36	47	18	50	33	17	82	15	3	83	15	2	74	14	12	
Prior Care																									
Child Care Center	*	*	*	*	*	*	*	*	*	*	*	*	*	*	*	*	*	*	*	*	*	*	*	*	*
Family Child Care	*	*	*	*	*	*	*	*	*	*	*	*	*	*	*	*	*	*	*	*	*	*	*	*	*
Head Start	78	19	3	46	46	8	54	43	3	8	84	8	36	61	3	92	5	3	97	3	0	72	28	0	
Home / Informal Care	*	*	*	*	*	*	*	*	*	*	*	*	*	*	*	*	*	*	*	*	*	*	*	*	*
Non-public Nursery	*	*	*	*	*	*	*	*	*	*	*	*	*	*	*	*	*	*	*	*	*	*	*	*	*
Pre-Kindergarten	64	22	14	50	29	20	60	25	15	39	39	22	49	29	22	74	18	8	75	18	7	65	20	15	
Special Education																									
Yes	78	11	11	30	20	50	30	50	20	20	40	40	40	30	30	60	30	10	80	10	10	44	44	11	
No	66	22	12	51	33	16	60	27	12	34	48	18	47	35	17	79	15	7	79	15	6	68	20	11	
Limited English Proficiency																									
Yes	*	*	*	*	*	*	*	*	*	*	*	*	*	*	*	*	*	*	*	*	*	*	*	*	*
No	67	21	12	49	33	18	59	29	12	33	47	19	47	35	18	78	15	7	79	15	6	67	22	11	
Free and Reduced Price Meals																									
Yes	61	24	15	43	34	23	55	29	16	35	40	24	44	33	23	72	18	9	74	19	7	59	26	15	
No	87	13	0	69	29	2	70	28	2	27	69	4	54	42	4	94	6	0	96	2	2	90	10	0	
* = fewer than 5	May not total 100% due to rounding.																								

Somerset County - Number of Kindergarten Students

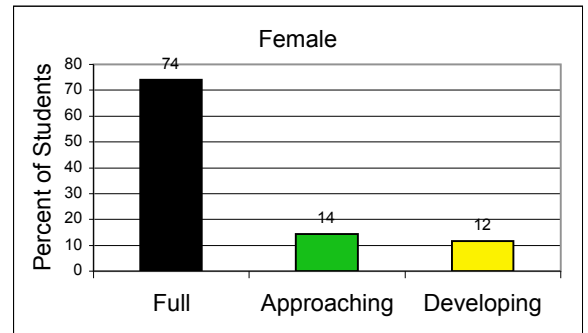
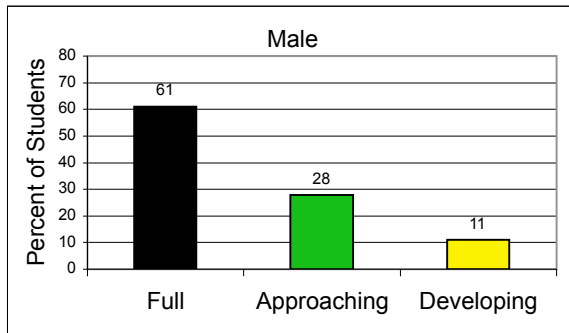
	Social and Personal			Language and Literacy			Mathematical Thinking			Scientific Thinking			Social Studies			The Arts			Physical Development			Composite			
	Full	Approaching	Developing	Full	Approaching	Developing	Full	Approaching	Developing	Full	Approaching	Developing	Full	Approaching	Developing	Full	Approaching	Developing	Full	Approaching	Developing	Full	Approaching	Developing	
Race/Ethnicity																									
American Indian/Alaskan Native	*	*	*	*	*	*	*	*	*	*	*	*	*	*	*	*	*	*	*	*	*	*	*	*	*
Asian/Pacific Islander	*	*	*	*	*	*	*	*	*	*	*	*	*	*	*	*	*	*	*	*	*	*	*	*	*
African American	51	25	15	35	36	20	50	28	15	28	42	20	34	34	22	66	14	10	66	17	6	43	22	12	
White	66	13	7	57	20	12	56	23	8	33	41	15	50	27	11	69	14	3	73	11	4	59	14	7	
Hispanic	7	1	0	1	6	2	5	3	1	1	7	1	1	6	1	8	1	0	8	0	1	7	0	0	
Gender																									
Male	61	23	16	51	32	21	54	34	15	32	49	21	44	38	19	75	16	10	78	15	9	55	25	10	
Female	66	17	6	44	31	13	59	22	9	32	42	16	44	29	15	72	13	3	73	13	2	57	11	9	
Prior Care																									
Child Care Center	*	*	*	*	*	*	*	*	*	*	*	*	*	*	*	*	*	*	*	*	*	*	*	*	*
Family Child Care	*	*	*	*	*	*	*	*	*	*	*	*	*	*	*	*	*	*	*	*	*	*	*	*	*
Head Start	29	7	1	17	17	3	20	16	1	3	31	3	13	22	1	34	2	1	36	1	0	26	10	0	
Home / Informal Care	*	*	*	*	*	*	*	*	*	*	*	*	*	*	*	*	*	*	*	*	*	*	*	*	*
Non-Public Nursery	*	*	*	*	*	*	*	*	*	*	*	*	*	*	*	*	*	*	*	*	*	*	*	*	*
Pre-Kindergarten	96	33	21	77	45	31	92	39	23	60	59	34	74	44	33	111	27	12	113	27	11	84	26	19	
Special Education																									
Yes	7	1	1	3	2	5	3	5	2	2	4	4	4	3	3	6	3	1	8	1	1	4	4	1	
No	119	39	21	92	60	29	110	50	22	62	86	33	84	63	31	140	26	12	142	27	10	107	32	18	
Limited English Proficiency																									
Yes	*	*	*	*	*	*	*	*	*	*	*	*	*	*	*	*	*	*	*	*	*	*	*	*	*
No	127	40	22	95	63	34	113	56	24	64	91	37	88	67	34	147	29	13	151	28	11	112	36	19	
Free and Reduced Price Meals																									
Yes	88	34	22	62	49	33	81	43	23	51	58	35	62	47	32	102	26	13	106	27	10	74	32	19	
No	39	6	0	33	14	1	32	13	1	13	33	2	26	20	2	45	3	0	45	1	1	38	4	0	

* = fewer than 5

Somerset County 2003-2004

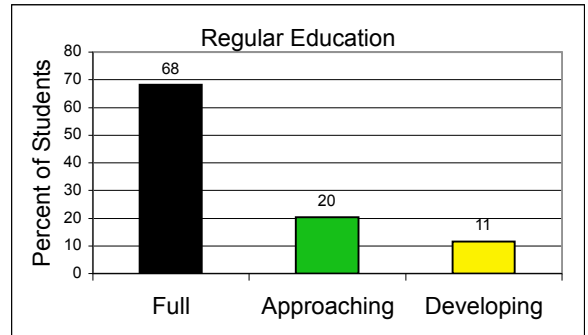
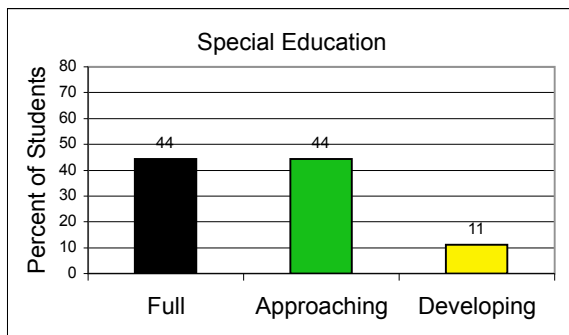
Disaggregated by Gender Composite Score

Entering Kindergarten



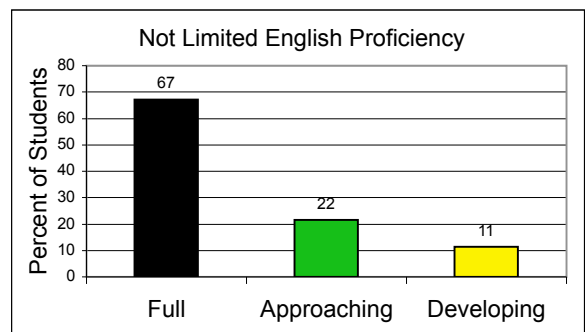

Disaggregated by Special Education Composite Score

Entering Kindergarten



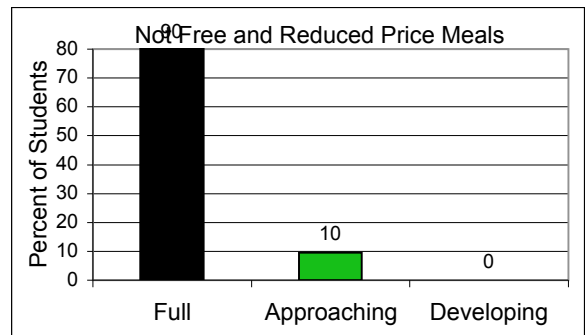
Disaggregated by Limited English Proficiency Composite Score

Entering Kindergarten



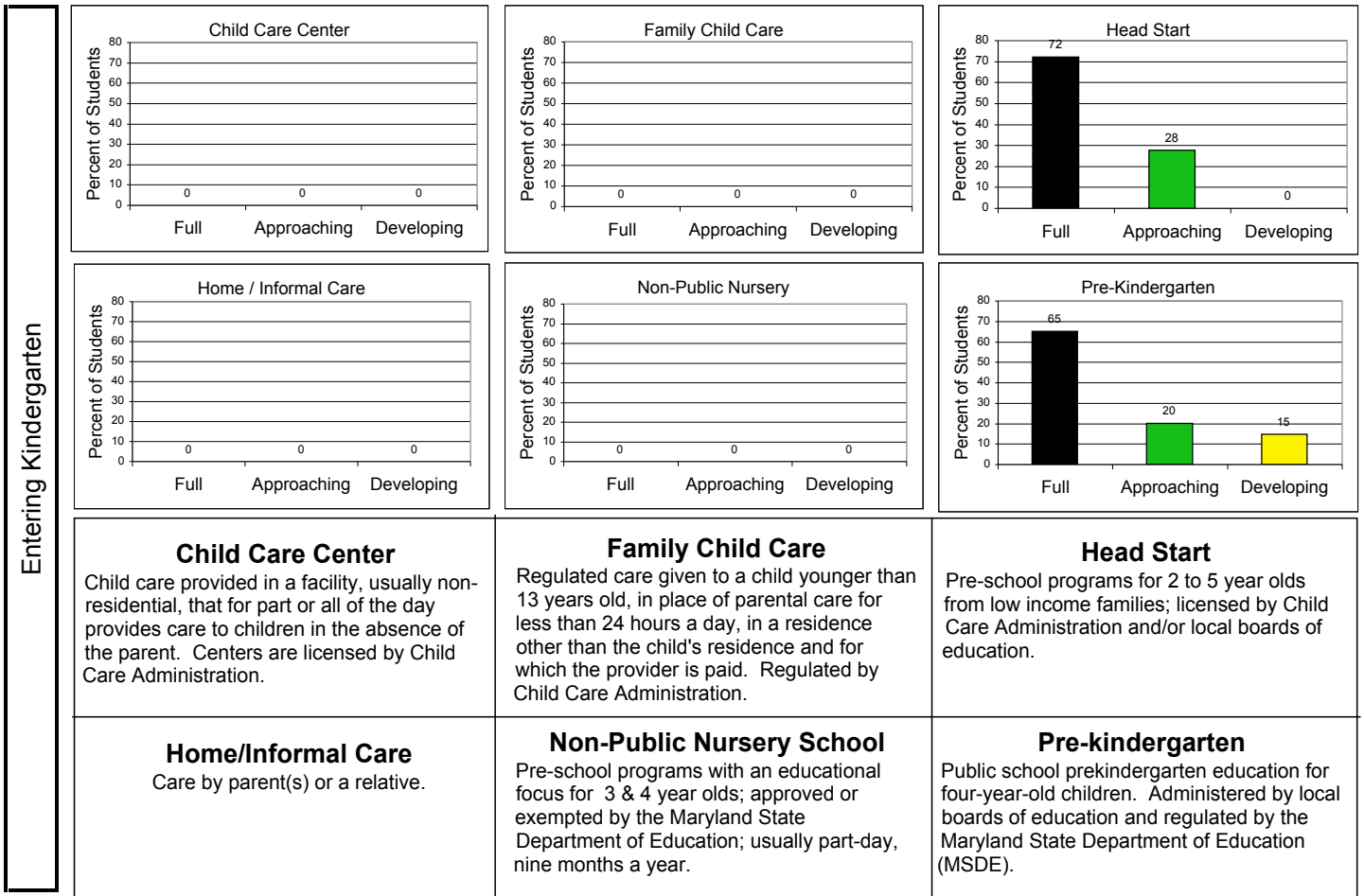
Disaggregated by Free and Reduced Price Meals Composite Score

Entering Kindergarten



Somerset County 2003-2004

Disaggregated by Prior Care Composite Score



Disaggregated by Race / Ethnicity Composite Score

