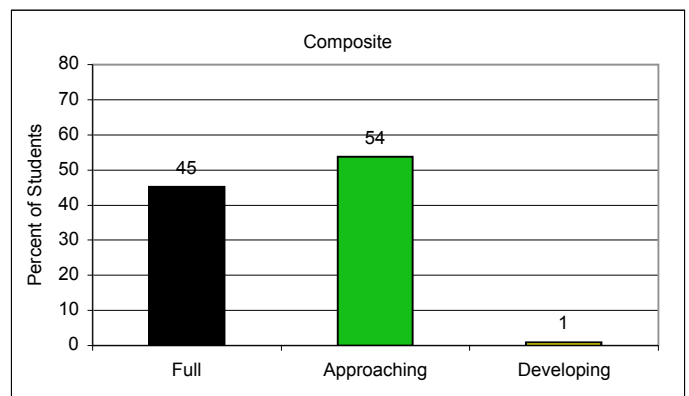
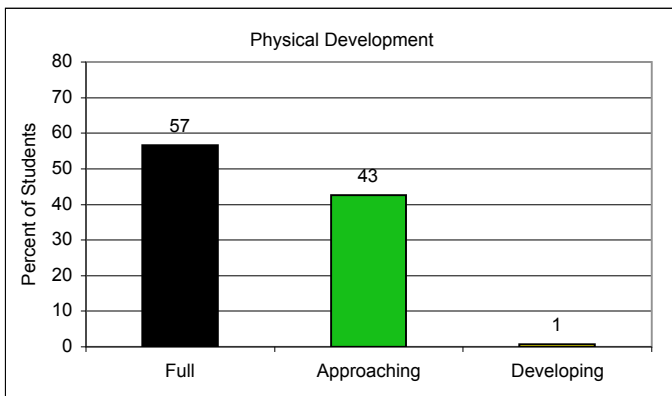
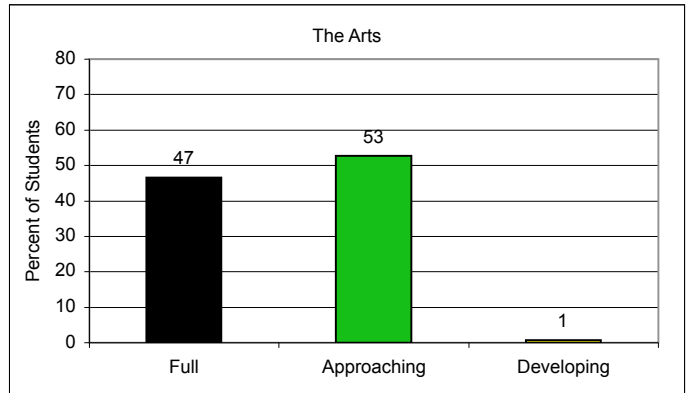
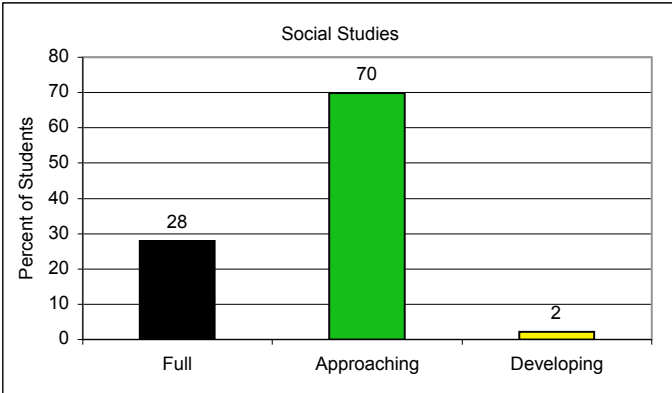
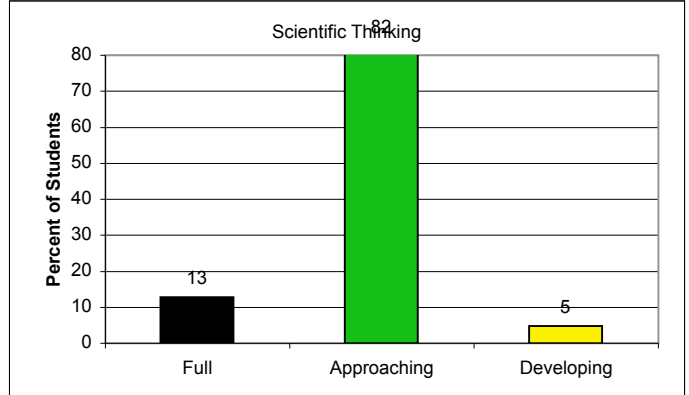
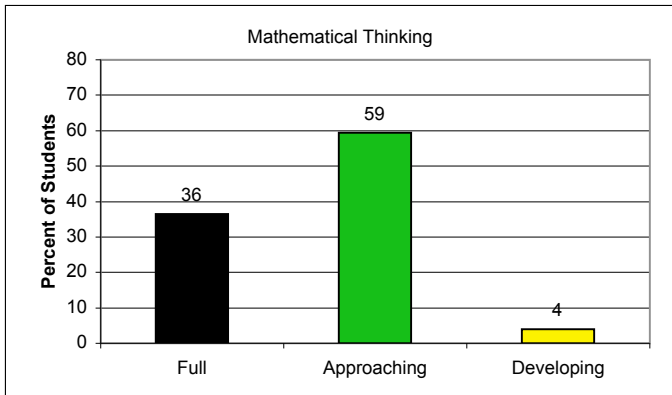
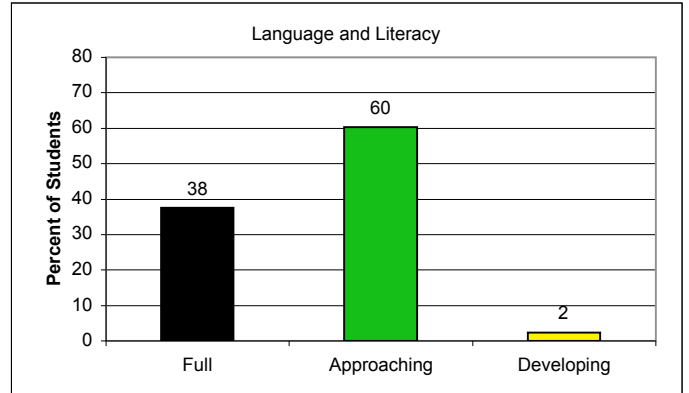
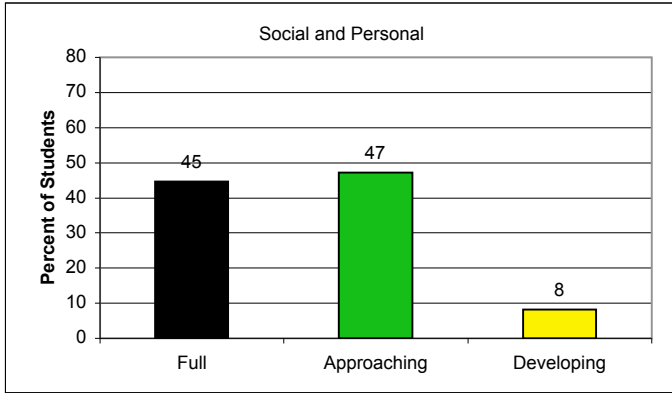


# Edison Schools - Percentage of Kindergarten Students



## Edison Schools - Percentage of Kindergarten Students

	Social and Personal			Language and Literacy			Mathematical Thinking			Scientific Thinking			Social Studies			The Arts			Physical Development			Composite			
	Full	Approaching	Developing	Full	Approaching	Developing	Full	Approaching	Developing	Full	Approaching	Developing	Full	Approaching	Developing	Full	Approaching	Developing	Full	Approaching	Developing	Full	Approaching	Developing	
<b>Race/Ethnicity</b>																									
American Indian/Alaskan Native	*	*	*	*	*	*	*	*	*	*	*	*	*	*	*	*	*	*	*	*	*	*	*	*	*
Asian/Pacific Islander	*	*	*	*	*	*	*	*	*	*	*	*	*	*	*	*	*	*	*	*	*	*	*	*	*
African American	44	48	8	38	60	2	37	59	4	13	82	5	28	70	2	46	53	1	57	42	1	45	54	1	
White	*	*	*	*	*	*	*	*	*	*	*	*	*	*	*	*	*	*	*	*	*	*	*	*	*
Hispanic	*	*	*	*	*	*	*	*	*	*	*	*	*	*	*	*	*	*	*	*	*	*	*	*	*
<b>Gender</b>																									
Male	38	51	11	35	63	2	34	63	4	12	82	7	26	71	3	41	58	1	56	44	1	41	58	1	
Female	50	44	5	40	57	2	41	55	5	14	83	3	30	68	2	52	47	1	58	41	1	50	50	1	
<b>Prior Care</b>																									
Child Care Center	*	*	*	*	*	*	*	*	*	*	*	*	*	*	*	*	*	*	*	*	*	*	*	*	*
Family Child Care	*	*	*	*	*	*	*	*	*	*	*	*	*	*	*	*	*	*	*	*	*	*	*	*	*
Head Start	*	*	*	*	*	*	*	*	*	*	*	*	*	*	*	*	*	*	*	*	*	*	*	*	*
Home / Informal Care	43	52	5	30	66	4	27	68	4	9	84	8	27	70	3	38	59	2	47	52	1	39	59	3	
Non-public Nursery	49	46	5	38	59	3	34	63	4	14	80	6	29	69	2	48	51	2	61	38	1	49	50	2	
Pre-Kindergarten	40	49	11	37	62	2	40	55	4	12	84	4	27	70	2	45	55	0	53	47	1	42	58	0	
<b>Special Education</b>																									
Yes	43	50	7	20	80	0	33	67	0	7	71	21	29	64	7	47	53	0	47	47	7	33	67	0	
No	44	47	8	39	59	2	37	58	4	13	83	4	28	70	2	46	53	1	57	42	0	46	53	1	
<b>Limited English Proficiency</b>																									
Yes	*	*	*	*	*	*	*	*	*	*	*	*	*	*	*	*	*	*	*	*	*	*	*	*	*
No	44	48	8	38	60	2	37	59	4	13	82	5	28	70	2	46	53	1	57	42	1	45	54	1	
<b>Free and Reduced Price Meals</b>																									
Yes	47	45	8	42	56	3	41	55	5	14	82	4	29	69	2	51	49	1	64	35	1	51	48	1	
No	35	56	9	25	73	2	26	71	3	9	85	6	25	72	3	34	65	1	35	63	1	28	72	0	
* = fewer than 5	May not total 100% due to rounding.																								

### Edison Schools - Number of Kindergarten Students

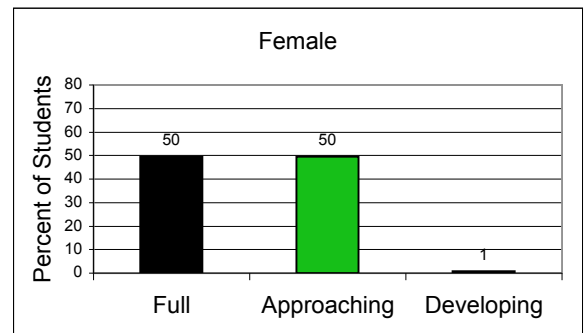
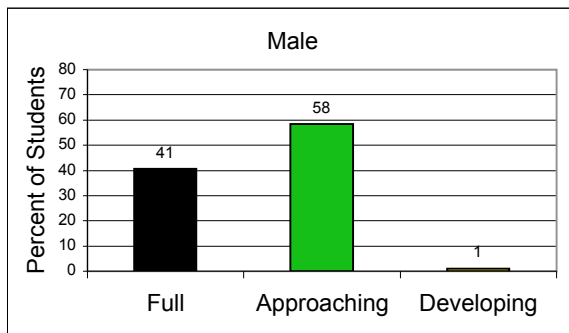
	Social and Personal			Language and Literacy			Mathematical Thinking			Scientific Thinking			Social Studies			The Arts			Physical Development			Composite			
	Full	Approaching	Developing	Full	Approaching	Developing	Full	Approaching	Developing	Full	Approaching	Developing	Full	Approaching	Developing	Full	Approaching	Developing	Full	Approaching	Developing	Full	Approaching	Developing	
<b>Race/Ethnicity</b>																									
American Indian/Alaskan Native	*	*	*	*	*	*	*	*	*	*	*	*	*	*	*	*	*	*	*	*	*	*	*	*	*
Asian/Pacific Islander	*	*	*	*	*	*	*	*	*	*	*	*	*	*	*	*	*	*	*	*	*	*	*	*	*
African American	117	126	22	97	155	6	99	158	11	34	221	13	74	183	6	124	141	2	151	113	2	97	116	2	
White	*	*	*	*	*	*	*	*	*	*	*	*	*	*	*	*	*	*	*	*	*	*	*	*	*
Hispanic	*	*	*	*	*	*	*	*	*	*	*	*	*	*	*	*	*	*	*	*	*	*	*	*	*
<b>Gender</b>																									
Male	52	69	15	46	82	3	47	88	5	16	112	9	35	95	4	58	81	1	75	59	1	44	63	1	
Female	65	57	7	51	73	3	52	70	6	18	109	4	39	88	2	66	60	1	76	54	1	53	53	1	
<b>Prior Care</b>																									
Child Care Center	*	*	*	*	*	*	*	*	*	*	*	*	*	*	*	*	*	*	*	*	*	*	*	*	*
Family Child Care	*	*	*	*	*	*	*	*	*	*	*	*	*	*	*	*	*	*	*	*	*	*	*	*	*
Head Start	*	*	*	*	*	*	*	*	*	*	*	*	*	*	*	*	*	*	*	*	*	*	*	*	*
Home / Informal Care	38	46	4	27	60	4	26	65	4	8	78	7	24	63	3	35	54	2	43	48	1	27	41	2	
Non-Public Nursery	63	59	7	49	75	4	45	84	5	18	107	8	37	88	3	63	67	2	81	51	1	50	51	2	
Pre-Kindergarten	54	67	15	48	80	2	54	74	6	16	114	5	37	95	3	61	74	0	70	62	1	47	65	0	
<b>Special Education</b>																									
Yes	6	7	1	3	12	0	5	10	0	1	10	3	4	9	1	7	8	0	7	7	1	4	8	0	
No	111	119	21	94	143	6	94	148	11	33	211	10	70	174	5	117	133	2	144	106	1	93	108	2	
<b>Limited English Proficiency</b>																									
Yes	*	*	*	*	*	*	*	*	*	*	*	*	*	*	*	*	*	*	*	*	*	*	*	*	*
No	117	126	22	97	155	6	99	158	11	34	221	13	74	183	6	124	141	2	151	113	2	97	116	2	
<b>Free and Reduced Price Meals</b>																									
Yes	94	89	16	81	108	5	81	110	9	28	165	9	57	134	4	101	97	1	127	70	1	82	77	2	
No	23	37	6	16	47	1	18	48	2	6	56	4	17	49	2	23	44	1	24	43	1	15	39	0	

\* = fewer than 5

# Edison Schools 2003-2004

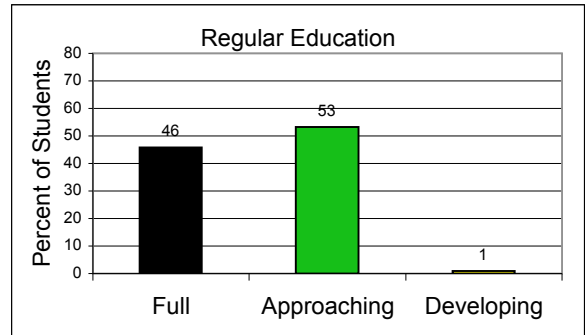
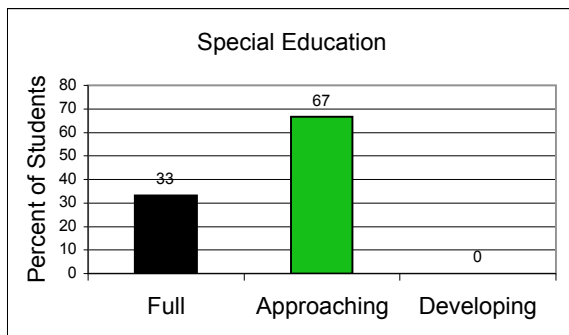
## Disaggregated by Gender Composite Score

Entering Kindergarten





## Disaggregated by Special Education Composite Score

Entering Kindergarten



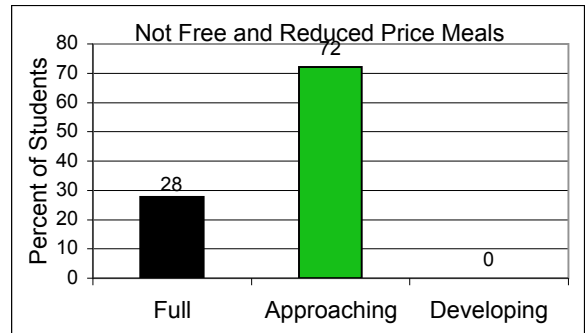
## Disaggregated by Limited English Proficiency Composite Score

Entering Kindergarten



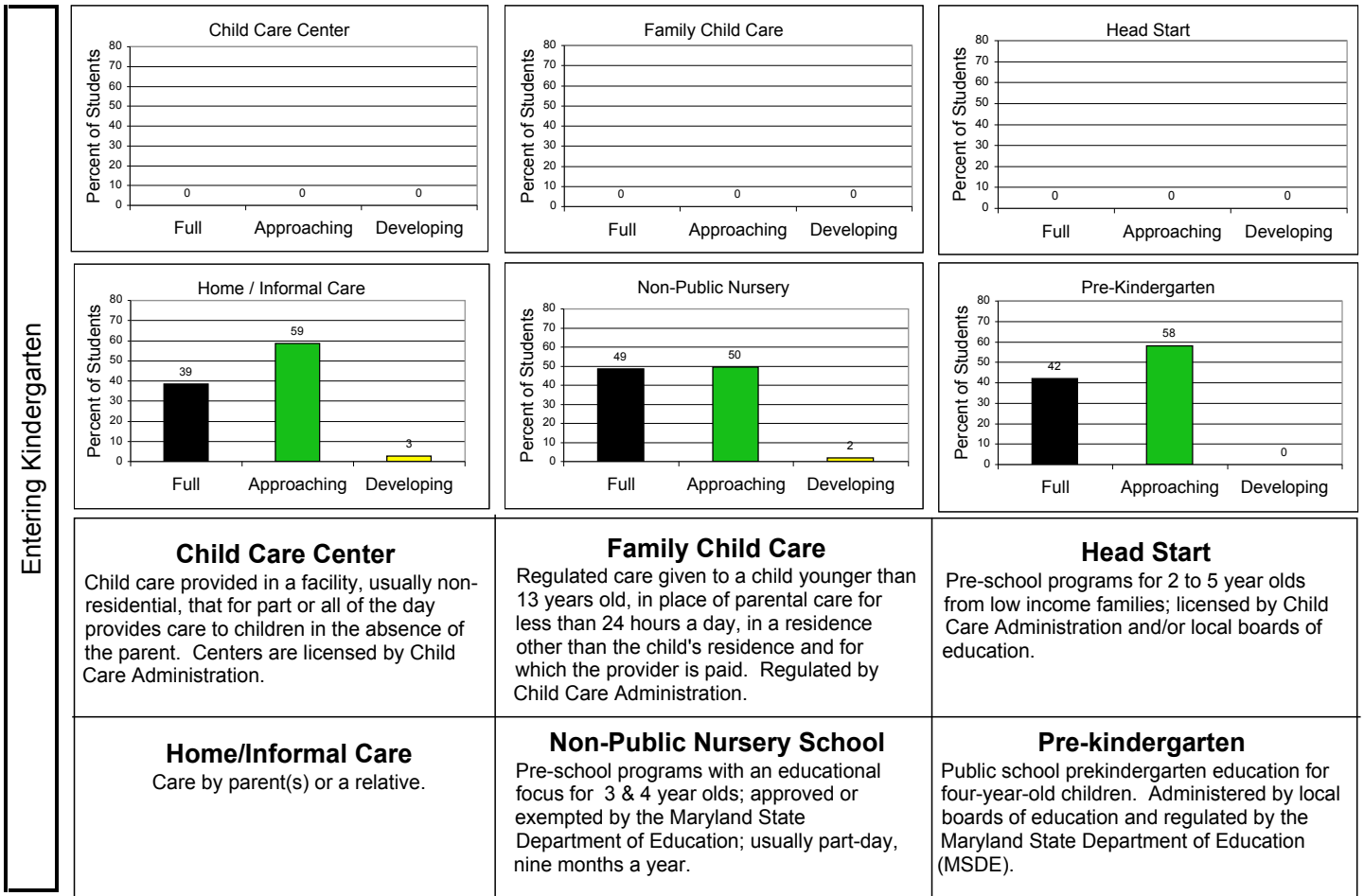
## Disaggregated by Free and Reduced Price Meals Composite Score

Entering Kindergarten



# Edison Schools 2003-2004

## Disaggregated by Prior Care Composite Score



## Disaggregated by Race / Ethnicity Composite Score

